



SJ46/51 AJ ARTICULATING BOOMS

STANDARD FEATURES

- Axle based 4WD system
- Operator controlled locking rear differential and limited slip front differential
- Oscillating axle
- Drivable at full height
- 360° Continuous turret rotation
- 45% Gradeability
- 48 HP Deutz diesel engine
- Swing out engine tray
- Swing up cowlings
- Modular platform railing system
- Wiring for outlet on platform
- EasyDrive™ direction sensing drive and steer controls
- SkyRiser™ functionality
- Proportional controls
- Relay based control system
- Colour coded and numbered wiring
- Hourmeter
- Overload sensing system
- 7.5 kW Generator (includes hydraulic oil cooler)
- Operator horn
- Flashing light
- All motion alarm
- Dual-entry sliding mid rails
- Lanyard attachment points
- Tie down/lifting lugs
- Wet disc SAHR brakes (rear axle)
- 12 x 16.5 Grip lug foam-filled non-marking tyres
- Secondary guarding electrical (SGE)

ACCESSORIES AND OPTIONS

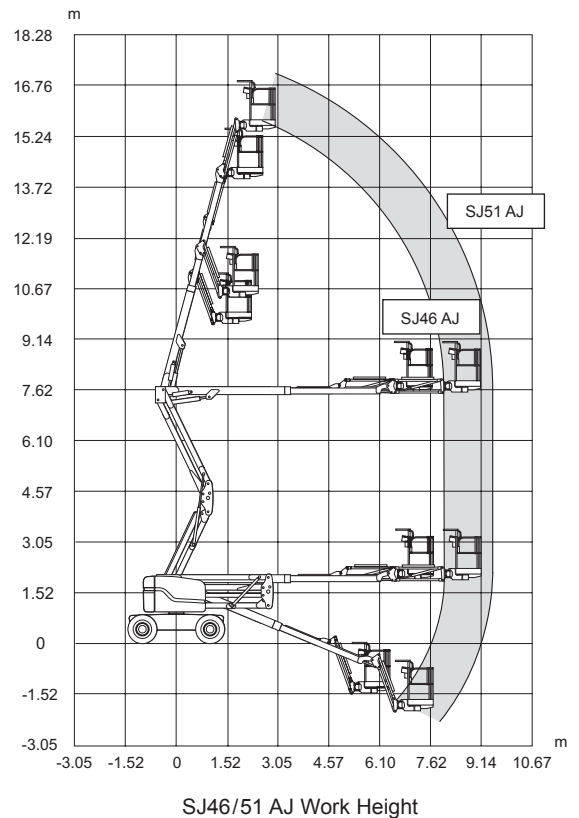
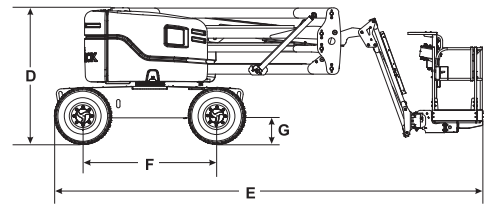
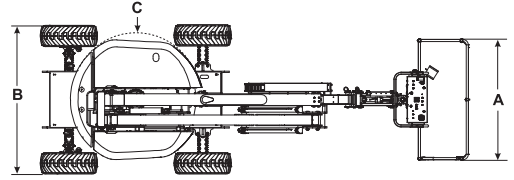
- 0.76 x 1.52 m Platform
- Half-height mesh platform (either size)
- 1/2" Airline to platform
- Glazier kit
- Pipe rack
- Tool caddy
- Diesel scrubber
- Auxiliary top rail (0.76 x 1.83 m platform only)
- Control box cover
- Side gate
- Bio oil

† Standard lead times may be increased when optional equipment is added, consult factory.

‡ Capacities, and machine weights may differ when options are added.

SJ46/51 AJ ARTICULATING BOOMS

Dimensions	SJ46 AJ	SJ51 AJ
Work Height	16.10 m	17.55 m
Platform Height	14.10 m	15.55 m
Horizontal Reach	7.54 m	9.03 m
Up and Over Height	7.45 m	7.45 m
A Platform Size	0.76 x 1.83 m	0.76 x 1.83 m
B Stowed Width	2.29 m	2.29 m
C Tailswing	Zero	Zero
D Stowed Height	2.06 m	2.06 m
E Stowed Length	6.35 m	7.10 m
F Wheelbase	2.03 m	2.03 m
G Ground Clearance	0.39 m	0.38 m
Specifications	SJ46 AJ	SJ51 AJ
Rotation	355° NC	355° NC
Platform Rotation	170°	170°
Jib Length	1.40 m	1.52 m
Jib Range +/-	+70° / -75°	+70° / -75°
Weight*	6,400 kg	7,050 kg
Gradeability	45%	45%
Turning Radius (Inside)	2.49 m	2.49 m
Turning Radius (Outside)	4.34 m	4.52 m
Axle Oscillation	12.70 cm	12.70 cm
Drive Speed (High speed)	7.7 km/h	7.7 km/h
Capacity	227 kg	227 kg
Local Floor Load (With Rated Load)	8.73 kg/sq cm	9.59 kg/sq cm
Overall Floor Load (With Rated Load)	1,030 kg/sq m	1,122 kg/sq m
Maximum # of Persons	2	2
Tyre Type	Foam-filled NM	Foam-filled NM
Tyre Size	12 x 16.5	12 x 16.5
Diesel Engine	Deutz D2011L03i 48 HP (36 KW)	Deutz D2011L03i 48 HP (36 KW)
Fuel Tank Capacity	64 L	64 L
Hydraulic Reservoir	91 L	91 L



Skyjack Australia Pty Ltd
 Unit 1, 35 Honeycomb Drive
 Eastern Creek
 NSW 2766
 Australia
 Phone +61 (0) 2 9854 0700
 Fax +61 (0) 2 9854 0777
 Email: jcranmer@skyjack.com

www.skyjack.com

This brochure is for illustrative purpose only and based on the latest information at the time of printing. Skyjack Inc. reserves the right to make changes at any time, without notice, to specifications, standard and optional equipment. Consult the Operating Maintenance and Parts Manuals for proper procedures. AS marked platforms are in conformance to Standard AS/NZS 1418.10:2011.